

CREATIVE CHALLENGES WITH SOLIDARITY KNOWS NO BORDERS NETWORK

In this pack you'll find a selection of fun and accessible creative challenges. The challenges are brought to you by members of the Solidarity Knows No Borders (SKNB) network, hosted by 64 Million Artists in their Weekly Challenge programme. Members of the SKNB network share how they use creativity in steps towards change in the fight for migrant justice. These challenges invite you to join in!

CONTENTS

- PAGE 2:** About Solidarity Knows No Borders Network & 64 Million Artists
- PAGE 3:** Migrants Organise Creative Challenge
- PAGE 4-5:** The Refugee Buddy Project Creative Challenge
- PAGE 6-8:** Migrants In Culture Creative Challenge
- PAGE 9:** How to take part

SHARE YOUR RESPONSES TO THE CHALLENGES WITH US!

There is no wrong or right way to respond to a creative challenge. We'd love to see how you have interpreted the challenges in this pack and what it has inspired you to do.

Email your challenge responses to yashoda@64millionartists.com or mallika@migrantsorganise.org, Or share your responses on Facebook or Instagram and tag [@migrantsorganise](#) and [@64MillionArtists](#)

ABOUT SOLIDARITY KNOWS NO BORDERS

The Solidarity Knows No Borders Network (SKNB) is a community of migrant organisations, groups and individuals, working in solidarity, to end hostility and racism against migrants and refugees. As a community, they organise and strategise, share resources to build collective campaigns and actions for migrant and racial justice.

"We show up in solidarity with each other; recognising that though we are involved in different campaigns and different struggles, we are working towards the same goal: freedom, justice and dignity for all."

Visit [SKNB website](https://www.sknb.org.uk/) to support the movement and get involved.




Illustration by: Migrants In Culture

ABOUT 64 MILLION ARTISTS

64 Million Artists believe everyone is creative and that when we use our creativity we can make positive changes in our lives and the world around us. They work to catalyse creativity across the UK through work in health, education, culture and with you.

64 Million Artists collaborate with people and places in different ways that include; Community Co-Creation Programmes and Training, Leadership, Creative Challenge Programmes and Resources.

Visit 64millionartists.com to find out more.





This challenge is from the team at Migrants Organise, a grassroots platform where migrants and refugees organise for justice. Migrants Organise support the Solidarity Knows No Borders Network.

MORE ABOUT THEIR CREATIVE CHALLENGE

"Creativity, imagination, and dreaming are important parts of organising work. By picturing the world as we want it to be, we move closer to organising from a place of hope and cultivation to a future where every person can live in freedom, dignity and justice."

This challenge is part of a common exercise used by community organisers to help them think about what changes they want to achieve together.

DO

Materials needed: imagination, paper, something to write or draw with.

1. Look around you and think about the world you live in, the way it is right now. Is there anything you would change? Challenges, systems, ways of doing things?
2. Now, imagine the world you want to live in. Close your eyes and really try to imagine that world: how you feel, what you see and hear, maybe the people who are around you and the ways you relate to each other.
3. Write or draw something that represents the world as you want to see it.

THINK

What is one step you can take in this present time that will contribute to the world you have imagined?

SHARE

Share your work in a way that suits you. Share it with your community and invite them to take part or keep it for yourself!

 migrantsorganise.org

 [@migrantsorg](https://twitter.com/migrantsorg)

 [@migrantsorganise](https://www.instagram.com/migrantsorganise)



THE REFUGEE BUDDY PROJECT

The Refugee Buddy Project is a refugee & migrant-led charity supporting families and individuals from refugee backgrounds with their buddy programme, advocacy, and financial & emotional support. It covers Hastings, Rother & Wealden Districts in East Sussex.

The Refugee Buddy Project was founded by Rossana Leal. The aim is to ensure a culture of welcome, dignity and support similar to that received by Rossana's own family when they were welcomed by the mining community of Cowdenbeath, Fife, having fled Chile in the 1970s.

MORE ABOUT THEIR CREATIVE CHALLENGE

This challenge is inspired by Stitch for Change. A community sewing and patchwork project, co-ordinated by Rossana of The Refugee Buddy Project. It began in late 2019 to bring people together through storytelling and making, it also responded to the Covid public health crisis by creating an online space for people to come together and find a collective voice.

The project was inspired by the Chilean arpillera movement - a pictorial applique technique. Arpilleras were usually made by women to depict daily life during times of social and political hardship, recording their oppression as an act of resistance.

Stitch for Change was facilitated by textile artists Jimena Pardo (Bordando por la Memoria) and Janey Moffatt. The patchwork stories made by the community have been exhibited at the De La Warr Pavillion in Bexhill and at Hastings Museum.



Patchwork by: Khadija Kagaz Kafi Otiei



Patchwork by: Lorena Tania Gutierrez



THE REFUGEE BUDDY PROJECT

CONTINUED...

“We believe strongly that people should be at the centre of developing and creating their own narratives to tell their stories. We understand that to do this we need to provide safe spaces, as well as hold spaces for us to do this, in order to be in control of our stories. Patchwork storytelling is the creative tool we use to facilitate this process.”

DO

Create your own patchwork story.

What about yourself would you like to share with others?
It could be significant moments in your life, memories or a message of solidarity.

If you have scrap fabric and sewing materials, use these to create your patchwork. Or you could draw a square and create a patchwork design - use different colours of paint or pencil to visualise your story.

THINK

What would you like people to think about when they see your patchwork?

What message feels important for you to share?

SHARE

Share your work in a way that suits you. You could share it with your community and invite them to take part or keep it for yourself!



therefugeebuddyproject.com



[@TheRefugeeBuddy](https://twitter.com/TheRefugeeBuddy)



[@therefugeebuddyproject](https://www.instagram.com/therefugeebuddyproject)



Migrants In Culture are culture workers and organisers with experiences of migration, diaspora, displacement and racialisation, working as a design agency. They are building radical imagination and capacity to live without borders. They have been working with SKNB network for several years to create visuals, graphics and toolkits share the movements demands and values.

MORE ABOUT THEIR CREATIVE CHALLENGE

"Organising against the Hostile Environment and imagining border abolition is an everyday task that is undervalued and unseen.


With this creative challenge we'd like to turn our endless to-do lists into a game and think about how we can add pleasure, rest and new processes into our organising."

DO

Let's make some action match cards.

- You will need an A4 piece of paper, pens and scissors.
- This creative challenge can be completed on your own or with others.
- Follow these steps:

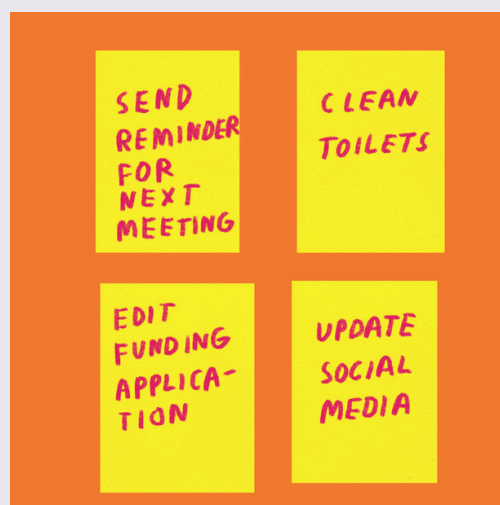
1. Take an A4 piece of paper and fold it in half (corner to corner). Turn it and fold it in half again, matching the corners. Turn it, and fold it in half again. If you unfold it, the folding lines should now show you 8 rectangles. Cut them out along the folding lines, so you have 8 paper cards.



CONTINUED...

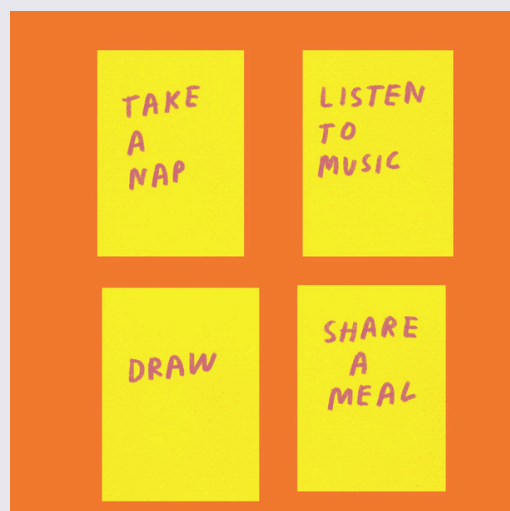
2. Find your to-do list and edit it down to 4 tasks you need to do in your organising work against the Hostile Environment, or steps you could take to start.

Take 4 cards and write one of your tasks on each of them. Turn the cards over and mark the back of each one with a star.




3. On the other 4 cards, write something that does not feel like a chore, something you like to do to rest, replenish, refresh. Activities that give you pleasure, people you'd like to see, whatever feels easy.

Turn the cards over and mark the back of each one with a squiggle.



CONTINUED...

4. Now put all your cards on a table with the stars and squiggles facing up. Pull two cards, a task-star card and a pleasure-squiggle card. Try to complete both cards, if possible combine them together.



THINK


How might you use your creativity to combine the two actions on the squiggle and star card together?

SHARE

If you'd like to share your cards, take a picture of two images, one showing your 4 tasks and another showing your 4 pleasures.

 migrantsinculture.com

 [@migrantsculture](https://twitter.com/migrantsculture)

 [@migrantsinculture](https://www.instagram.com/migrantsinculture)

THANK YOU FOR TAKING PART!

WANT TO JOIN THE SOLIDARITY KNOWS NO BORDERS NETWORK?


Visit the [Solidarity Knows No Borders website](#) to find out how to get involved, and discover lots of organising and campaign resources!

WANT TO TAKE PART IN MORE CREATIVE CHALLENGES?

Re-visit 64 Million Artist's archive of creative challenges [here](#).

[Sign up](#) to our monthly newsletter where we share a different creative challenge each month, and [in January everyday!](#)

Use the challenges with your group or community to build creative connections and engagement, or take part individually for fun!

A large, stylized yellow starburst graphic with multiple rays of varying lengths, some ending in rounded tips. It is positioned at the bottom of the page, partially overlapping the footer area.

**Solidarity
Knows
No
Borders**